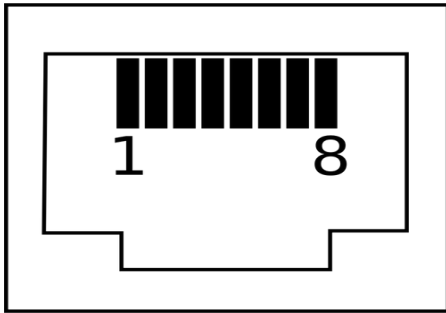


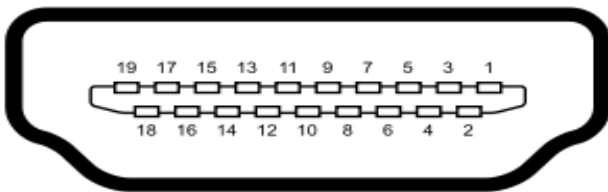
I2S出力ピン配置

X50D X50Pro 共通 RJ45 : 3.3V LEVEL



	I2S
Pin 1	SD
Pin 2	GND
Pin 3	LRCLK
Pin 4	GND
Pin 5	BCLK
Pin 6	GND
Pin 7	MCLK
Pin 8	GND

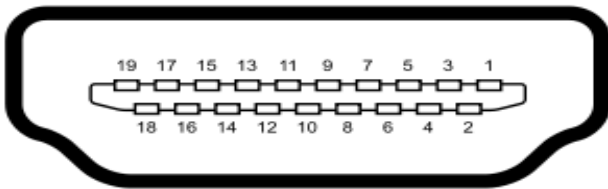
X50D X50Pro 共通 HDMI1 : LVDS Interface



	I2S	DSD
Pin 1	SD-	DSD_R-
Pin 2	GND	GND
Pin 3	SD+	DSD_R+
Pin 4	BCLK+	DSD_BCLK+
Pin 5	GND	GND
Pin 6	BCLK-	DSD_BCLK-
Pin 7	LRCK-	DSD_L-
Pin 8	GND	GND
Pin 9	LRCK+	DSD_L+
Pin 10	MCLK+	-
Pin 11	GND	GND
Pin 12	MCLK-	-
Pin 13	Not Used	Not Uesd
Pin 14	Not Used	Not Uesd
Pin 15	Not Used	Not Uesd
Pin 16	Not Used	Not Uesd
Pin 17	GND	GND
Pin 18	Not Used	Not Uesd
Pin 19	GND	GND

※黄色部分はHDMI2と違う箇所です

X50Pro HDMI2 : LVDS Interface



	I2S	DSD
Pin 1	SD+	DSD_R+
Pin 2	GND	GND
Pin 3	SD-	DSD_R-
Pin 4	BCLK+	DSD_BCLK+
Pin 5	GND	GND
Pin 6	BCLK-	DSD_BCLK-
Pin 7	LRCK+	DSD_L+
Pin 8	GND	GND
Pin 9	LRCK-	DSD_L-
Pin 10	MCLK+	-
Pin 11	GND	GND
Pin 12	MCLK-	-
Pin 13	Not Used	Not Uesd
Pin 14	DSDOUT	DSDOUT
Pin 15	DSDOUT	DSDOUT
Pin 16	Not Used	Not Uesd
Pin 17	GND	GND
Pin 18	5V	5V
Pin 19	GND	GND

※黄色部分はHDMI1と違う箇所です